





LOCK UP WITH LOCKWOOD®



3560 Series

Cylinder Mortice Partition Lock Collection



3560 Cylinder Mortice Partition Lock

Various latching functions operated generally by key or handle outside and by turnknob, key or handle inside.

A wide range of cylinder mortice locks and latches suitable for use in timber office partitions and light duty doors.

Manufactured using the finest materials, all 3560 Series cylinder mortice locks incorporate the easy action and durability of the world's premium locks.

Security

All 3560 Series cylinder mortice locks conform with Level S1 (Physical Security) Australian Lock Standard (AS 4145.2-1993). For conformance with Level S2 or S3 (Physical Security) Lockwood recommends the 3570 and 3580 Series cylinder mortice locks.

Durability

All 3560 Series cylinder mortice locks conform with level D3 (Durability) Australian Lock Standard (AS 4145.2-1993).

Standard Finishes

Satin Chrome	SC
Bright Chrome	CP
Florentine Bronze	FB
Polished Brass	PB

Other finishes on application.

S1 SECURITY

D3 DURABILITY

3560 Series General Information

Application

A range of cylinder mortice locks and latches suitable for light duty use in commercial buildings, such as offices and other internal doors.

Features & Specifications

All 3560 Series cylinder mortice locks are built of the finest materials, with the easy action and durability of the world's premium locks.

Cover Plates

Available in both square and round end for easy installation.

Backset

60 mm standard backset. Extended backsets not available on 3560 range.
For longer backsets refer to 3570 range.

Latchbolts

Latchbolts are 15 mm, stainless steel with a nylon insert. Deadlocking is achieved by an internal deadlocking mechanism (3564 only).

Springs

High-grade spring steel material, corrosion protected.

Cylinder Retaining Pin

Hard-drawn spring steel wire, corrosion resistant. (3560 series does not accept 3570 series retaining pin).

Door Thickness

30 to 50 mm. Designed for thinner timber doors.

Electric Strikes

Lockwood 3560 Series Mortice Locks are compatible with most electric strikes. Refer to your local sales office for further details.

Handing

3560 Series locks are fully field reversible, covering escape function, left or right, open in or open out doors.
Patent Pending.

Cylinders - supplied separately

Five pin tumbler mechanism. Standard Lockwood oval shaped, brass cylinders and brass plugs.

Cam usage as per 3570 series (x, z, w).

Cylinder Turn Adaptors - supplied separately

A universal turn adaptor kit is available which includes a "butterfly locking lever" and a "T Latching Lever".
Patent Pending.



Cylinder Turn
Adaptors:
Part No.
3560-5030.



Security

All 3560 Series Cylinder Mortice Locks conform with Level S1 (Physical Security) Australian Lock Standard (AS-4145.2-1993).

Durability

All 3560 Series Cylinder Mortice Locks conform with level D3 (Durability) Australian Lock Standard (AS 4145.2-1993).




NON-FIRE RATED

Lockwood 3560 Series Cylinder Mortice Partition Locks are non fire rated.

Keying

Keying - supplied separately

Available individually keyed with two keys per lock. 78,000 key combinations. Key blank KB2015P.



Special Keying - supplied separately

Can be keyed alike, master keyed, grand master keyed, maison keyed or construction keyed in Lockwood security keying systems.

Standard Finishes

Bright Chrome	CP
Satin Chrome	SC
Florentine Bronze	FB
Polished Brass	PB

Specification Service

For all architectural hardware specification assistance refer to your local ASSA ABLOY Australia Pty Limited Sales Office.

A fully comprehensive, obligation free, architectural door hardware specification can be prepared by ASSA ABLOY Australia Pty Limited Architectural Hardware Consultants.

3562 Vestibule Locks

Various latching functions operated generally by key or handle outside and by turnknob, key or handle inside.

These locks comply with building regulations for single-action escape doors.

Application

Office, internal doors.

Features & Specifications

Bolt

Plainlatch.

Backsets

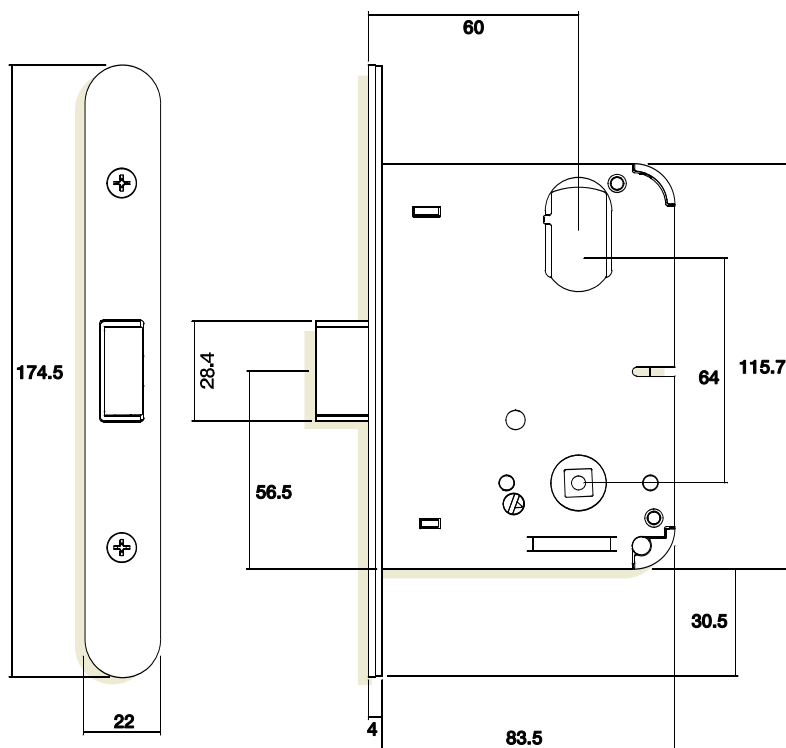
60 mm as standard.

Door Thickness

30 to 50 mm.

Keying

Can be keyed alike, master keyed, grand master keyed, maison keyed or construction keyed in Lockwood security keying systems.



3564 Combination Latches

Various latching functions operated generally by outside or inside handles, except when deadlocked by key outside or by key or turnknob inside.

Application

Office, internal doors, privacy applications.

Features & Specifications

Bolt

Deadlocking Latch.

Backsets

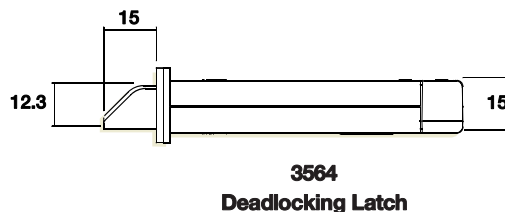
60 mm as standard.

Door Thickness

30 to 50 mm.

Keying

Can be keyed alike, master keyed, grand master keyed, maison keyed or construction keyed in Lockwood security keying systems.



3565 Series Mortice Passage Latch

Plainlatch Mortice Passage Latch with no locking function.

Application

Offices, passage doors where latching only is required.

Features & Specifications

Bolt

Plainlatch.

Backsets

60 mm as standard.

Door Thickness

30 to 50 mm.

3560 Series Ordering Procedure

Backset 60 mm 3		Finish Bright Chrome CP Satin Chrome SC Florentine Bronze FB Polished Brass PB	
3	564	RO	SC
Code	Functions	Front Plate	
1. Backset	Vestibule lock 562 Combination lock 564 Passage latch 565	Rounded front plate RO Square front plate SQ	
2. Function Select function, eg 562 = Vestibule Lock.		4. Finish Select appropriate finish, eg SC. Other finishes available on application (surcharges apply).	
3. Front Plate Shape Determine preferred front plate shape according to installation methods used.			

Visit us at: www.assaabloyasiapacific.com

ASSA ABLOY Sales Offices & Authorised Agents in Asia Pacific

Victoria – Head Office

50 Edward Street
Oakleigh VIC 3166
Telephone (03) 8574 3888
Facsimile (03) 8574 3788

Queensland South

450 Sherwood Road
Sherwood QLD 4075
Telephone (07) 3373 5200
Facsimile (07) 3373 5256

Queensland North

Ralph Buck Agencies
15 Mackley Street
Garbutt QLD 4814
Telephone (07) 4779 0177
Facsimile (07) 4775 1480

New South Wales – Commercial

Unit 1/16 Atkinson Road
Taren Point NSW 2229
Telephone (02) 8543 3700
Facsimile (02) 9531 7944

New South Wales – Residential

Unit 5/30 Foundry Road
Seven Hills NSW 2147
Telephone (02) 9620 9111
Facsimile (02) 9620 9055

Abloy Security

5/372 Eastern Valley Way
Chatswood NSW 2067
Telephone (02) 9882 6066

South Australia

182 Magill Road
Norwood SA 5067
Telephone (08) 8364 1930
Facsimile (08) 8364 1931

Western Australia

45 Gladstone Street
East Perth WA 6004
Telephone (08) 9227 9588
Facsimile (08) 9227 8913

Tasmania

23 Antill Street
South Hobart TAS 7000
Telephone (03) 6223 5404
Facsimile (03) 6224 0435

Christchurch

Unit 5, 8 Venture Place
Christchurch New Zealand
Telephone (03) 379 4810
Facsimile (03) 379 4819

Manufacturing Plants

Victoria

50 Edward Street
Oakleigh VIC 3166
Telephone (03) 8574 3888
Facsimile (03) 8574 3788

Queensland

450 Sherwood Road
Sherwood QLD 4075
Telephone (07) 3373 5200
Facsimile (07) 3373 5256

New Zealand

5 Armstrong Road
North Harbour Industrial Estate
Albany, Auckland New Zealand
Telephone +64 (0)9 6224 804
Facsimile +64 (0)9 6224 802

Auckland

9B Mahunga Drive
Mangere Bridge
Auckland New Zealand
Telephone +64 (0)9 634 5590
Facsimile +64 (0)9 634 5589

Wellington

47 Kenepuru Drive
Porirua
Wellington New Zealand
Telephone +64 (0)4 237 0808
Facsimile +64 (0)4 237 0060

Export Department

50 Edward Street
Oakleigh VIC 3166 Australia
Telephone +61 (0)3 8574 3888
Facsimile +61 (0)3 8574 3789

Asian Offices

ASSA ABLOY – Malaysia

ASSA ABLOY – Singapore

ASSA ABLOY – Thailand

ASSA ABLOY – Hong Kong

ASSA ABLOY – Shanghai

ASSA ABLOY – Beijing

ASSA ABLOY – Korea

Contact the Export Department,
Australia for details.

Worldwide Distributors

Contact the Export Department,
Australia for details.

ASSA ABLOY

Lockwood Guarantee

ASSA ABLOY Australia Pty Limited ("ASSA ABLOY") guarantees its Lockwood products against defects in workmanship and materials. If within the normal working life of a product it is found to be defective, ASSA ABLOY will supply the same or equivalent product free of charge. All electrical and electronic components used in ASSA ABLOY's range of products excluding batteries are guaranteed for a period of 12 months from the date of proof of purchase, unless stated otherwise.

ASSA ABLOY assumes no liability under the guarantee for the following:

1. Improper installation or failure to follow fitting instructions.
2. Failure due to improper maintenance.
3. Failure due to fair wear and tear.
4. Indirect or consequential loss or damage.
5. Cost of removal and/or replacement.

6. Cost of freight and/or travelling time.

7. The plated finishes Florentine Bronze, Architectural Bronze, Polished Brass, Gold and Satin Brass, "which" are classified as soft finishes. As deterioration is possible under some environmental conditions, these finishes are excluded from this guarantee.

8. Any modification or repairs to a product, as supplied, unless authorised by ASSA ABLOY Australia Pty Limited.

9. Use of replacement parts other than authorised parts.

10. Malfunction or failure of the product due to the use of non-genuine Lockwood parts.

11. Malfunction or failure of the product due to the use of non-specified batteries.

Nothing in the ASSA ABLOY Australia Pty Limited guarantee excludes, restricts or modifies any condition, warranty, right or liability implied or protected by law where to do so would render the Guarantee, or any part of it, void.

